

# International Ice Patrol (IIP) | 2024 North Atlantic Iceberg Summary

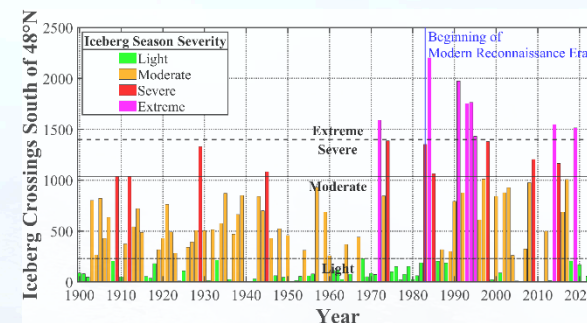


Alexis Denton, Chief Scientist/Oceanographer, IIP | 23 January 2025 | For more information, see the [2024 Report of the IIP in the North Atlantic](#), Section 2

## 2024 Iceberg Season Severity: Light

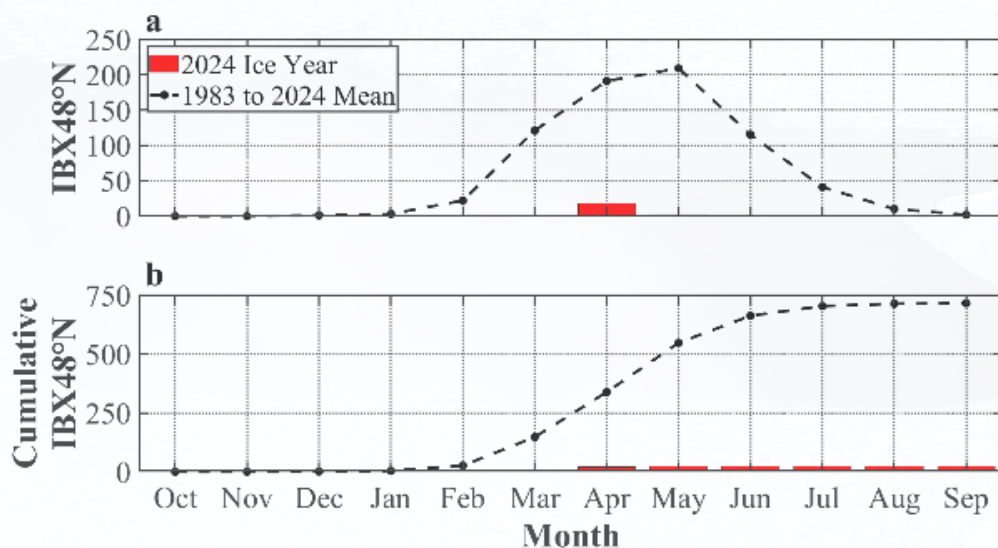
**Table 1. Iceberg Crossings South of 48°N (IBX48N) for Ice Year 2024 and the Modern Reconnaissance Era (1983 to present).** Estimated monthly and cumulative monthly IBX48N for Ice Year 2024 are given in Rows 1 and 2. Mean monthly and cumulative mean monthly IBX48N for Ice Years 1983 to 2024 are given in Rows 3 and 4.

Monthly IBX48N	Oct	Nov	Dec	Jan	Feb	Mar	Apr	May	Jun	Jul	Aug	Sep
<b>2024</b>	0	0	0	0	1	1	18	2	0	0	0	0
<b>2024 Cumulative</b>	0	0	0	0	1	2	20	22	22	22	22	22
<b>1983–2024 Mean</b>	0	0	1	3	22	121	191	209	115	41	10	2
<b>1983–2024 Cumulative Mean</b>	0	0	1	4	26	147	338	547	662	703	713	715

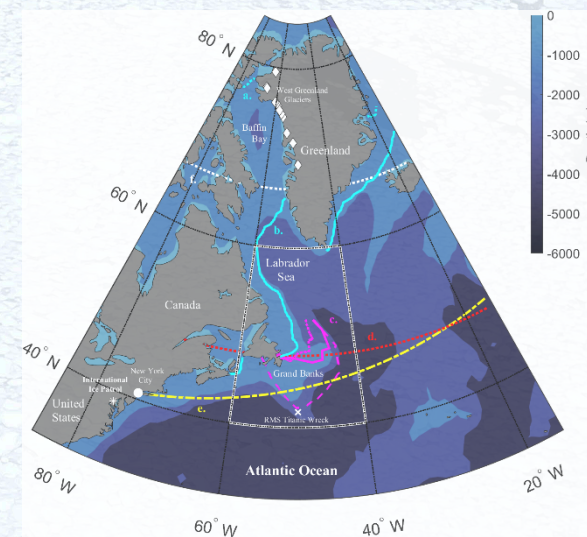


**Figure 2.** Estimated yearly IBX48N for 1900 to 2024. Figure from the [2024 Report of the IIP in the North Atlantic](#).

All iceberg data are from IIP.



**Figure 1.** IBX48N for Ice Year 2024 (red bars) and 1983 to present (dashed black lines). Monthly IBX48N are shown in **a** and cumulative monthly IBX48N are shown in **b**.



**Figure 3.** IIP Area of Responsibility (white outlined box). Figure from the [2024 Report of the IIP in the North Atlantic](#).